

Thank you for downloading the goodie I have made in celebration of the release of *Chords of Strength*. I'm so excited about this upcoming book that I've made 4 bookmarks for you to cut and paste to use with the book or other books you're reading.

There's one themed to the color scheme, a red and black one, a summer one and, for David's fans in the southern hemisphere, one in fall colors too!

On this page you'll find instructions for folding and assembling the bookmarks.

Print them on photo paper for the best results--this file is sized to work on either US letter or global A4 sized paper.

Once printed, cut them out. Look closely and you will see faint lines that are your fold lines. You will want to fold carefully along these 2 lines and glue the resulting bookmark so that you get nice stiff double-sided printed bookmarks.

You can see the fold sequence on this page. The left flap of each bookmark is meant to be folded inside for stiffness. It is smaller than the right flap so it will fit.

Folding hint: I score a line where I want to fold with a dull knife or even the back of a knife along with a straight-edge. Helps so much!


Enjoy your book! Thanks for supporting David! And thanks for visiting my Smileblog!

Love--
--bianca


<http://www.bearsafloat.net/smileblog>




Cut out bookmark. The flap on the left is the inner flap.




Fold inner flap backwards.




Turn over and flatten it good.



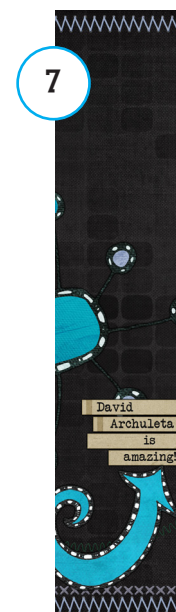
Glue the inner flap in place.




Fold outer flap backwards.




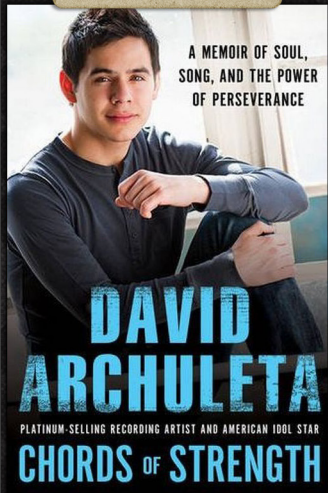
Turn over and flatten it good.




Glue the outer flap down. This is what the back looks like :D



Front of the bookmark. If you'd like a tassel, they are sold at craft shops--punch hole at top!



David Archuleta is amazing!




LOVE

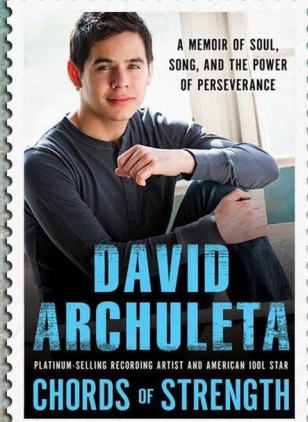


"There are no hot lights shining in my eyes, no microphone being held up to my face, and no screaming media people barraging me with questions. It's just you and me."
-David Archuleta





My Notes 



Summer Reading




dream 



Whether you think
you CAN or
think you CAN'T
You're Right -henry ford

